



The PalaLottomatica in Rome is the capital's largest events complex. Along with Milan's Mediolanum Forum, it is the only Italian Arena to feature in the EAA (European Arenas Association), which includes the most important arenas in Europe.

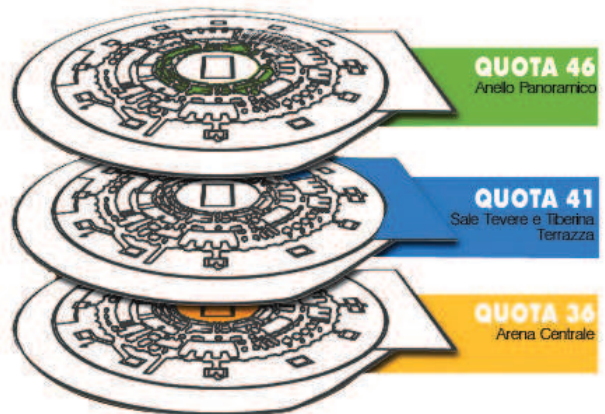
The building was constructed using a project by architect Pierluigi Nervi for the 1960 Olympics in Rome and is considered to be one of the masterpieces of Italian Rationalism. It was restored to its former splendour in 2003 following a substantial refurbishment by ForumNet. Its façade was embellished by a personalisation designed by Massimiliano Fuksas which was inspired by the Neapolitan "grimace".

The PalaLottomatica regularly hosts concerts from the biggest Italian and International music stars, as well as large sporting events, shows, conventions, fairs and competitions. PalaLottomatica's Staff can provide the client with a wide range of services and a network of qualified suppliers for all types of events.

PalaLottomatica

Piazzale dello Sport, 1 - 00144 Roma - Tel. +39 06 540901 - Fax +39 06 54090231 - www.forumnet.it

PalaLottomatica's location within the EUR district, where it is one of the most important buildings, means that it is easily reachable from both Termini Station and Fiumicino Airport, as well as Rome's Grande Raccordo Anulare ringroad.



PALALOTTOMATICA

GENERAL SERVICES:

AFTERSHOW

SET UP OF STAGE, SOUND AND STAGE LIGHTS

SET-UP OF STANDS

INSURANCE

EXCLUSIVE BANQUETING SERVICE

CONTROL OF ACCESS AND STEWARDS, HOSTESSES, CLOAKROOM, SECURITY AND FIRE-PREVENTION STAFF

SPECIAL RATES WITH HOTELS

PORTERAGE

RENTAL OF SEATS AND ARMCHAIRS, TABLES

PARKING AREAS FOR CARS AND/OR BUSES - ABOUT 180 PLACES


TECHNICAL STAFF

REFRESHMENT POINTS: 6 BAR, 1 RESTAURANT WITH 200 COVERS

THEATRICAL SETS

ACTIVATION OF ADSL AND RTG LINES

CLEARING AND WASTE DISPOSAL FACILITIES



The large Central Arena of the PalaLottomatica, which is characterised by a circular shape, has a diameter of 45 metres and a height of 35 metres at the highest point of the vault.

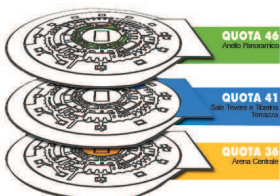
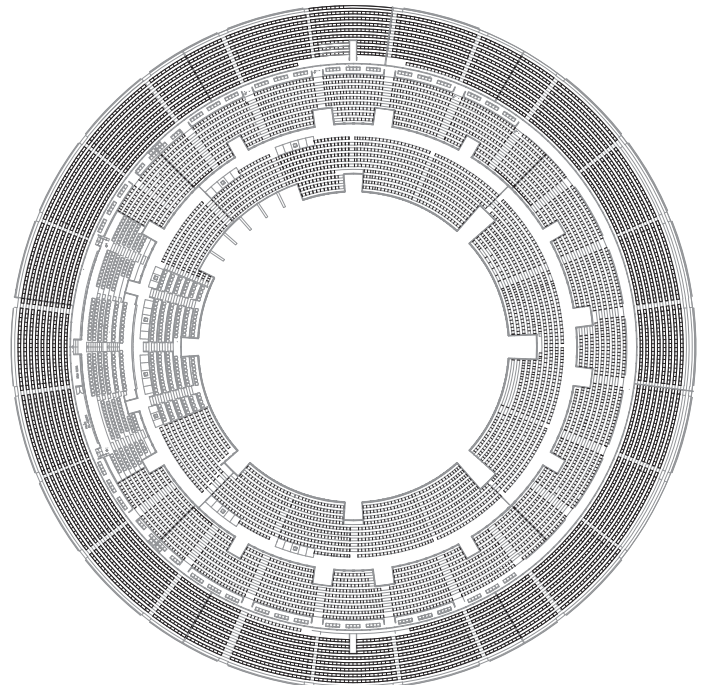
The Arena's space can be modulated and enables various types of set-up, from a complete use of the space which offers a capacity of more than 10,500 people, through to the use of only the parterre area as an auditorium with a stage for about 1,000 people. Intermediate choices include the use of one (3,000 people), two (5,200 people) or three (8,100 people) tiers of terraces running round the Arena.

Numerous passageways provide access to the Central Arena, which is also served by 5 refreshment points - including 3 in the Panoramic Tier, which is a large space of 3,000 sqm that is directly linked to the Arena.

The PalaLottomatica has an ample quantity of reserved parking spaces for guests and visitors.

Central Arena

PalaLottomatica



QUOTA 46

Arena Panoramic

QUOTA 41

Club Palace - Barile
Terrace

QUOTA 36

Arena Central

DIMENSIONS: HEIGHT 35 M; DIAMETER 45 M; AREA 1,578 SQM

TYPE OF SET-UP: CENTRAL STAGE - SIDE STAGE - DOUBLE-SIDED STAGE - 1,000 TO 10,000 PEOPLE

TECHNICAL SERVICES:

P.A. SYSTEM

CONTROL ROOM

TEMPORARY TELEPHONE LINE CONNECTIONS

DIGITAL AND ADSL TELEPHONE LINES

INTERNET ACCESS

ELECTRICAL PLANT/ELECTRICAL PANEL

OTHER SERVICES:

DRESSING ROOMS: 8

CHANGING ROOMS: 8

OFFICES: 4

AIR CONDITIONING AND HEATING



With an area of 3,000 sqm, the Panoramic Tier runs along the upper level of the Central Arena.

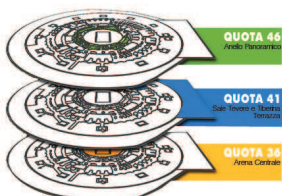
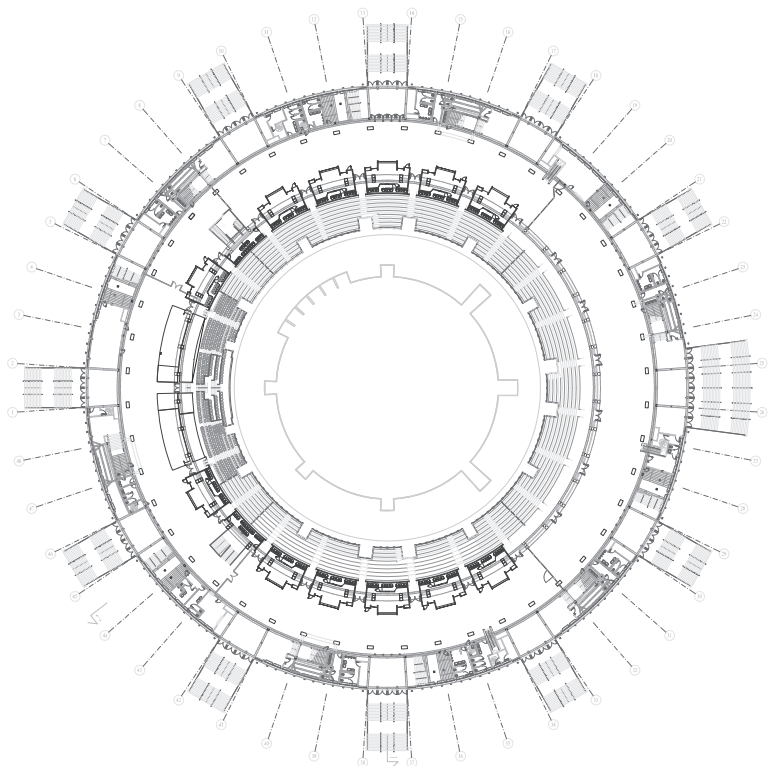
It is a modular venue which can be arranged into smaller spaces in accordance with the event needs. This makes it ideal for hosting fairs, exhibitions, meetings and gala dinners: in this latter configuration it can seat up to 2,000 people.

The Panoramic Tier has an excellent position - at the meeting point of the external access stairs to the PalaLottomatica - for hosting welcome areas, registering guests and setting up welcome coffee areas or support cloakrooms for large company events that are hosted in the Central Arena.



Panoramic Tier

PalaLottomatica



DIMENSIONS: HEIGHT 5 M; LENGTH 300 M

AREA 3,000 SQM

THE AREA CAN BE REDUCED THROUGH THE USE OF DIVIDING SYSTEMS



The PalaLottomatica has additional halls and spaces which complete the venue's range of offers for event organisers.

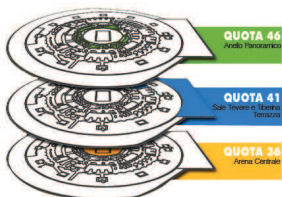
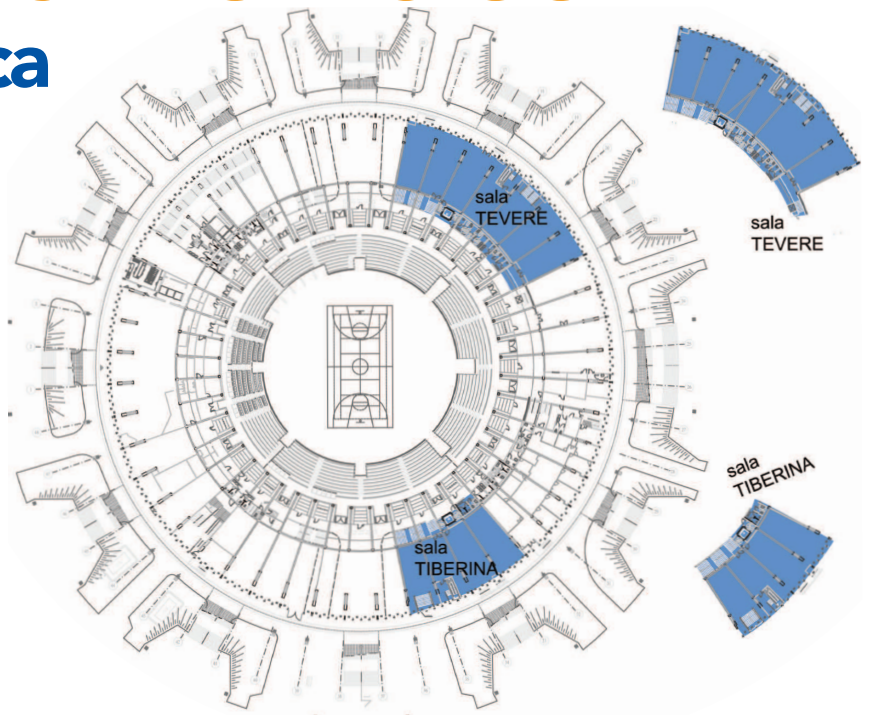
The Tevere Hall (700 sqm), which is particularly suited as an exhibition space and meeting hall, is, in terms of its location, an ideal environment for exclusive pre and after show activities for events of up to 500 people. The Tevere Hall has a private entrance and direct access to the large Panoramic Terrace (2,400 sqm), which overlooks the charming lake and gardens of the EUR area, thus making it perfect for open air exhibitions, dinners, cocktails and receptions.

Even the smaller Tiberina Hall (350 sqm) helps to offer a personalised solution for events of a smaller size.



Tevere and Tiberina Halls and Terrace

PalaLottomatica



TEVERE HALL

DIMENSIONS: HEIGHT 3 M; LENGTH 45 M

AREA 700 SQM

TIBERINA HALL

AREA 350 MQ

TERRACE

DIMENSIONS: 60X40 M

AREA 2,400 SQM